

Ethnic Foods Survey Lesson Plan

Title: Ethnic Foods Survey		Grade Range: 3-5
Integrated Curriculum Area: Math	Concepts and Competencies: Data Tables, Graphs	Tool: Spreadsheet Software
Summary: Students conduct a survey of their classmates' favorite ethnic foods, and display the information as a bar graph.		

Warm-up

- Make sure students have completed the EasyTech lesson **Graphing in Spreadsheets: Bar Graphs** and its prerequisites.
- Read *Something's Happening on Calabash Street* to the class and discuss.
- As a class, brainstorm a list of different types of ethnic foods.

Activity

Students will create a bar graph of their classmates' preferred ethnic foods using a spreadsheet program:

- Students complete the student activity page by listing five different types of ethnic foods, surveying at least 15 other students, and recording their data in a data table and spreadsheet (see Rubric for expectations).
- Review the skills learned in the assigned EasyTech lessons and the functionality of the specific spreadsheet application students will be using.
- Show students the Model of a bar graph created in a spreadsheet application.
- Students input their data into a spreadsheet and create a bar graph.

Wrap-up

- Students print, share, and display their graphs.

Extension

- Students may want to bring in samples of their favorite ethnic foods to share with the class.

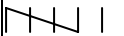




Name _____

Ethnic Foods Survey Student Activity Page

List five different types of ethnic foods (example: Italian, Mexican, etc.):

- 1 _____
- 2 _____
- 3 _____
- 4 _____
- 5 _____

Here is a model of a data table:

Mexican	Italian	Indian	Thai	Ethiopian
				

Conduct a survey by asking at least 15 friends what their favorite types of ethnic foods are. Using tally marks, create your own data table of the information you gather from your friends:

Here is a model of a spreadsheet:

	A	B
1	Ethnic Food	# of Students
2	Mexican	6
3	Italian	3
4	Indian	2
5	Thai	5
6	Ethiopian	2

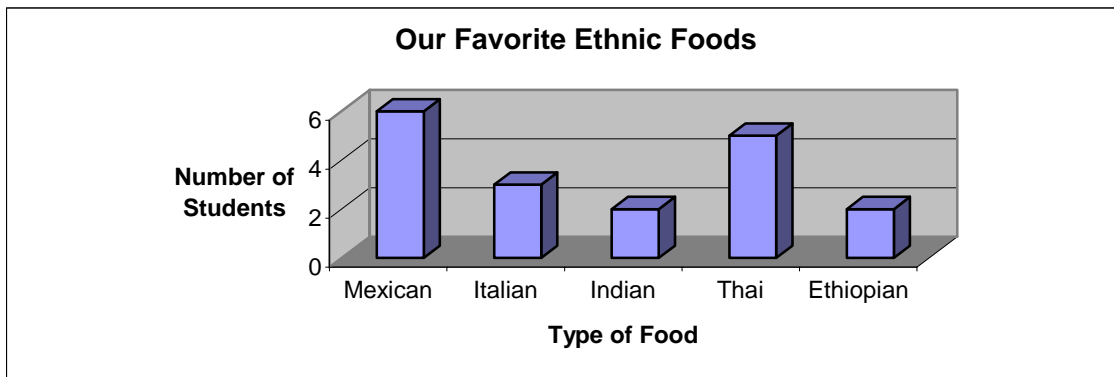
Using the information from your data table, create your own spreadsheet:

	A	B
1		
2		
3		
4		
5		
6		

Now you are ready to create a bar graph using a spreadsheet program.

Ethnic Foods Survey Model

Ethnic Food	# of Students
Mexican	6
Italian	3
Indian	2
Thai	5
Ethiopian	2



Ethnic Foods Survey Rubric

Self Evaluation

Student Activity Page:

- _____ Five different types of ethnic foods are listed
- _____ At least 15 classmates are surveyed
- _____ Data table includes headings
- _____ Data table includes tally marks
- _____ Paper spreadsheet is accurately completed

Graph:

- _____ Title is included, and necessary words capitalized
- _____ Each food type is represented in the graph
- _____ Number of students is represented for each type of food
- _____ No spelling errors

Teacher Evaluation

Student Activity Page:

- _____ Five different types of ethnic foods are listed
- _____ At least 15 classmates are surveyed
- _____ Data table includes headings
- _____ Data table includes tally marks
- _____ Paper spreadsheet is accurately completed

Graph:

- _____ Title is included, and necessary words capitalized
- _____ Each food type is represented in the graph
- _____ Number of students is represented for each type of food
- _____ No spelling errors

Ethnic Foods Survey Resources

Enderle, Judith Ross, and Stephanie Jacob Gordon. Something's Happening on Calabash Street. San Francisco: Chronicle Books, 2000.

This book tells a story about the different foods prepared in an ethnically diverse neighborhood. It includes recipes.